





National BEC Profile

CBCP-BEC Committee

- 
- Only 61 out of 85 dioceses submitted their diocesan BEC profile (71.7%)
 - Luzon = 28 out of 47 dioceses
 - Visayas = 15 out of 17 dioceses
 - Mindanao = 18 out of 21 Mindanao


Dioceses with no BEC Profile

- Batanes
- Tuguegarao
- Laoag
- Vigan
- Bangued
- Bontoc-Lagawe
- Baguio
- Cabanatuan
- Tarlac
- Iba
- Infanta
- Lucena
- Romblon
- San Jose, Mindoro
- Taytay, Palawan
- Daet
- Libmanan
- Caceres
- Virac
- Catarman
- Tagbilaran
- Talibon
- Marawi
- Ozamis
- Isabel, Basilan

- 
- Partial and Incomplete
 - Does not give a full picture of what is actually happening in our BECs
 - Does not provide a qualitative assessment of BECs



BEC as Diocesan Thrust/ Priority

- 
- 57 out of 61 dioceses consider BECs as pastoral thrust and priority (93.44%)
 - This is a very high percentage in relation to the total number of respondents
 - What about those who did not respond?
 - Findings of 2012 CBCP sponsored research on pastoral priorities of dioceses in the Philippines: 74 percent of dioceses in the Philippines consider BEC as high priority

Pre & Post PCP II

1971-1991 (pre-PCP II) = 24 dioceses

Mindanao=11

Visayas =8

Luzon= 5


1992 – 2013 (post-PCP II) = 34 dioceses

Mindanao = 6

Visayas = 6

Luzon = 22

(no answer – 3)

- 
- 39.34% of the dioceses adopted BEC as pastoral thrust before PCP II (majority in Mindanao - 11)
 - 55.73% of the dioceses adopted BEC pastoral thrust after PCP II (majority in Luzon - 22)

Diocesan/Vicariate BEC Com/FT

- Diocesan = 52 out of 61 dioceses have diocesan body (commission/team that promotes BEC (85.24 %)
- Vicariate = 36 out of 61 have vicariate BEC formation team (59 %)

Coordination w/ diocesan Commissions

51/61 (83.6%) % of diocesan BEC com/teams coordinate with other diocesan commissions

Education/Formation = 37/51 (72.5 %)

Service/Social Action = 35/51 (68.6%)

Worship/Liturgy = 26/51 (50.98%)

Youth = 21/51 (41.17%)

Family & Life = 18/51 (35.3%)

Biblical Apostolate = 14/51 (27.45%)

Temporality/Finance = 6/51 (11.76%)

Parishes with BECs (Luzon)

(respondents: 28 out of 47 dioceses)

Region (dioceses)	Parishes	Parishes with BECs	Percent
N. Luzon (8)	204	148	72.54%
C. Luzon (3)	237	102	43 %
NCR (7)	372	282	75.8 %
So/E/W (7)	322	166	51.5%
Bicol (3)	103	57	55.3 %
Total	1238	755	60.98%

Parishes with BEC (Visayas)

Respondents: 15 out of 17 dioceses

Region	Parishes	Parishes with BECs	Percent
E. Visayas (4)	176	155	88 %
C. Visayas (3)	299	169	56.52%
W. Visayas (8)	380	297	78.15%
Total	855	621	72.63%

Parishes with BECs (Mindanao)

(respondents: 18 out 21 dioceses)

Regions	Parishes	Parishes with BECs	Percent
N. Mindanao (7) Daditama, Kidmaco	195	194	99.5 %
S. Mindanao (11) Cabustam, Dopim Zambazuli	359	357	99.44 %
	554	551	99.45%

Parishes with BECs (nationwide)

	Parishes	Parishes with BECs	Percent
Luzon (28)	1238	755	60.98 %
Visayas (15)	855	621	72.13%
Mindanao (18)	554	551	99.45 %
Nat'l Total (61)	2647	1927	72.79 %

Parishes with BEC Formation Team

	Parishes	P w FT	Percent
Luzon (28)	1238	508	41.03
Visayas (15)	855	456	53.33
Mindanao (18)	554	462	83.39
Nat'l Total (61)	2647	1426	53.75%

Parish with BECs: Initial Stage

	Parish with BECs	Initial stage	percent
Luzon	755	378	50.06%
Visayas	621	136	21.9 %
Mindanao	551	29	5.26%
	1,927	543	28.17%

BECs established in most part of the parish

	Parishes with BECs	Established in most part of the parish	percentage
Luzon	755	217	28.7 %
Visayas	621	190	30 %
Mindanao	551	229	41.56 %
total	1927	636	33 %

Parishes with BECs that are fully established & fully alive

	Parishes with BECs	With fully established & alive BECs	percentage
Luzon	751	271	36.08 %
Visayas	621	234	37.68 %
Mindanao	551	192	34.8 %
Total	1,927	697	36.17 %

Parishes with BECs on Maintenance Mode

	Parishes with BECs	Maintenance mode/stagnant	percentage
Luzon	755	208	27.54 %
Visayas	621	175	28.18 %
Mindanao	551	246	44.64 %
Total	1,927	629	32.64 %

Location of parishes with BECs

- Rural areas only: 23 dioceses (37.7 %)
- Urban/cities only: 14 dioceses (22.9 %)
- Both urban & rural: 50 dioceses (81.9 %)

BECs can be found mostly in both urban and rural areas



BECs among social classes

Rural poor: in 52 dioceses (85.2 %)

Urban poor: in 35 dioceses (57.37 %)

Middle class: in 36 dioceses (59.01 %)

Upper class: in 12 dioceses (19.67 %)

Highest percentage: rural poor

High percentage: urban poor & middle-class

Lowest percentage: upper class

Shape/Form of BECs



- Chapel-centered only: 40%
- Chapel-centered w/ FG/cells: 80%
- Neighborhood FG/cells only: 46.6 %

BECs in parish/vicariate structures

BECs as part of parish structures: 100%

Intermediate structures linking BECs:

- Barangay level = 60 %
- Zone/district level = 62.2 %
- Parish level = 84.4 %
- Vicariate level = 51.1 %

BECs represented in PPC = 95.5%

Diocesan BEC assembly/Exchange

	Diocesan BEC assembly	Percentage
Luzon	20 of 28	71.42
Visayas	12 of 15	80 %
Mindanao	8 of 18	44.4 %
Total	40 of 61	65.57 %

Parish BEC assembly/gathering

	Parish-level BEC assembly	percentage
Luzon	22 of 28	78.57 %
Visayas	12 of 15	80 %
Mindanao	13 of 18	72.2 %
Total	47 of 61	77 %

BEC Formation Programs/Activities Re: the Word & Evangelization

- Basic Orientation Sem: 97.7 %
- Bible/Gospel Sharing: 91.1 %
- Occasional Seminars (evangelization, Basic-bible, leadership, etc): 86.6 %

BEC activities related to Worship/ Liturgy/Devotions

- BEC Mass = 91.1%
- Priest-less Liturgy of the Word = 77.7 %
- Block-Rosary = 88.9%
- Novena = 82.2%
- Prayer service for the dead = 77.7%

Parishes with BEC-based social action programs

	Parish w/ BECs	With BEC- based SA program	percent
Luzon	755	364	48.2
Visayas	621	220	35.4%
Mindanao	551	264	47.9%
	1,927	848	44 %



(AP PHOTO/FILE)

BEC-base Social Action Programs

- Mutual aid = 51.1%
- IGP/livelihood = 77.7%
- Coop = 62.2%
- Sustainable Agriculture = 55.6%
- Good governance = 46.6%
- Political Education = 64.4
- Ecology = 66.6%
- Peace building = 44.4%



other BEC-based social action program (less than 10%)

- Microfinance
- Health/nutrition program
- Feeding
- Medical mission
- Disaster-relief

Modified Tithing System

- Luzon = 11 out of 28 respondent dioceses (39.28%) mentioned adopting modified tithing system for BECs
- Visayas = 8 out of 15 (53.33 %)
- Mindanao = 11 out of 18 (61.1 %)

- Nationwide: 30 out 61 dioceses = 49.18%

Summing-up: Type of BECs

- **Liturgical-Evangelical** (BECs exclusively focused on the Word & Liturgy without social action):

all = 9% most = 75% few = 1.8%

- **Holistic-Integral** (BECs integrating liturgical-evangelizing -social action dimensions)

all = 3.8% most = 26% few = 60%

Most of the dioceses rate their BECs as liturgical-evangelical, only a few rate their BECs as holistic-integral